







Status Tracker of Vadodara Smart City Projects


Vadodara Smart City




DPR Under Preparation – Red 


Tender Under Preparation – Yellow 

Tender to be online/under scrutiny – Green 

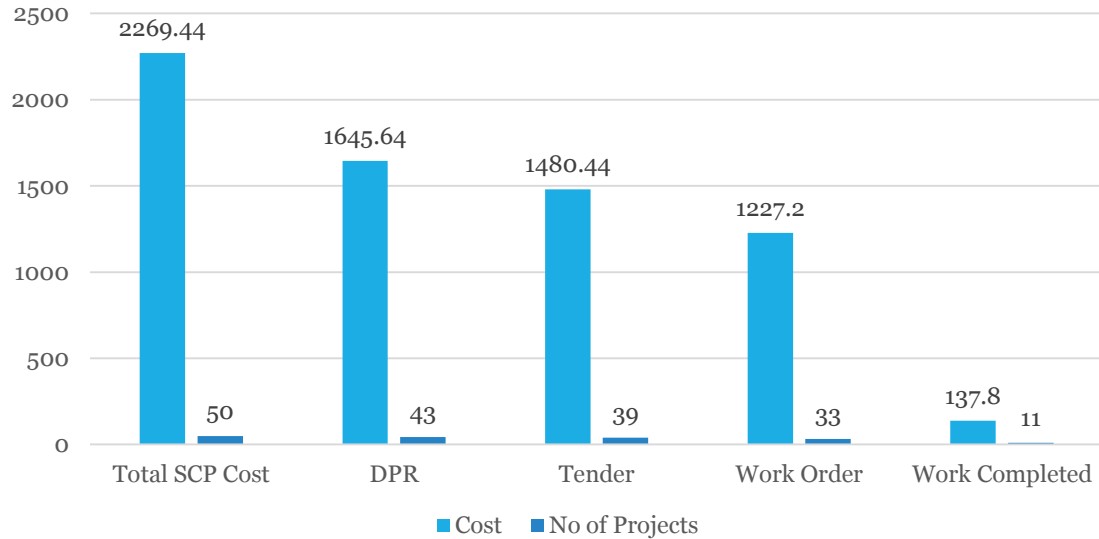
Project under work in progress – White 

Project Completed – Blue 

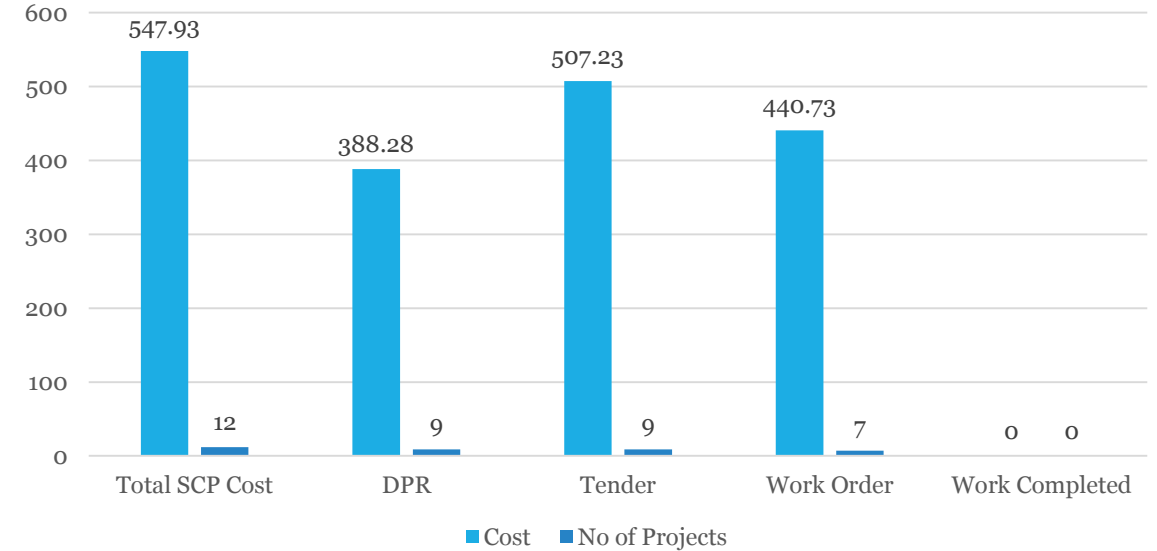
Summary of Vadodara Smart City Projects



Area Based Development




Pan City




| Project | Total | | DPR | | Tender | | Work Order | | Work Completed | | Actual Expenditure Rs. Cr. |
|----------|-----------------|----------|-----------------|---------|-----------------|---------|-----------------|---------|-----------------|---------|-------------------------------|
| | No. of Projects | SCP Cost | No. of Projects | Cost | No. of Projects | Cost | No. of Projects | Cost | No. of Projects | Cost | |
| | | Rs. Cr. | | Rs. Cr. | | Rs. Cr. | | Rs. Cr. | | Rs. Cr. | |
| ABD | 50 | 2269.44 | 43 | 1645.64 | 39 | 1480.44 | 33 | 1227.20 | 11 | 137.8 | 304.30 |
| Pan City | 12 | 547.93 | 9 | 388.28 | 9 | 507.23 | 7 | 440.73 | 0 | 0 | |
| Total | 62 | 2817.37 | 52 | 2033.92 | 48 | 1987.67 | 40 | 1667.93 | 11 | 137.8 | |

VADODARA SMART CITY




| PAN CITY PROJECTS – ICT PROJECTS | | | | | | | |
|----------------------------------|---|---------------|------------|-----------------|--------------------------|-----------------------|---|
| No | Name of Project | Cost (Rs Cr.) | Start date | Completion Date | Financial Progress (Cr.) | Physical Progress (%) | Status |
| 1 | ERP- Under Project 'Utility Plus' | 29.08 | 23/6/2017 | 31/03/2019 | 5.08 | 45% | Work in Progress |
| 2 | GIS(On surface)- Under Project 'Utility Plus' | 20.50 | 24/09/2015 | 31/03/2019 | 12.61 | 76% | Work in Progress |
| 3 | Integrated Operation Centre & Command and Control Centre(Including CCTV) - Under project 'Utility Plus' | 88.87 | 21/07/2017 | 31/10/2018 | 18.48 | 70.0% | Work in Progress |
| 4 | Public Wi-Fi Services and iPoles (PPP) | 191.77 | 30/06/2017 | 31/01/2020 | 25.00 (from Vendor) | 30.0% | Work in Progress |
| 5 | One Vadodara and Heritage Mobile App (Map-based and GPS-enabled) – (via PPP) | 1.00 | 01/03/2018 | 1/12/2018 | 0.20 | 20.0% | Work in Progress |
| 6 | Intelligent Transit Management System (ITMS) | 44.00 | 01/07/2018 | 30/04/2019 | - | - | Tender Close on 22 nd May |
| 7 | Underground GIS Survey Project | 22.50 | 01/07/2018 | 30/06/2019 | 1.14 (Software) | - | Tender Close on 24 th May |
| 8 | HMIS & Health cum City card - Under project 'Urban Jeevan' | 35.00 | 01/09/2018 | 31/08/2019 | - | - | DPR under preparation, RFP to be floated by June 18 |
| 9 | School Management System | 0.70 | 01/10/2018 | 01/02/2019 | - | - | DPR and RFP under preparation |
| 10 | Retrofitting of Fire Station | 5.00 | 01/08/2018 | 31/03/2019 | - | - | DPR and RFP under preparation |
| 11 | Smart Water Solutions (Water SCADA)- 'Urban Jeevan' (Via Conv.) | 27.91 | 22/11/2016 | 31/08/2018 | 10 | 85% | Work in Progress |
| 12 | Urban Mobility- (City Bus Service) (via VGF) | 81.60 | 01/10/2017 | 30/09/2022 | 6.49 (VSCDL-VGF Paid) | 85% | Work in Progress |
| | | | | | 27.98 (PPP) | | |
| | Total PAN Projects | 547.93 | | | | | |

VADODARA SMART CITY




| AREA BASED DEVELOPMENT PROJECTS | | | | | | | |
|---------------------------------|---|---------------|------------|-----------------|--------------------------|-----------------------|---|
| No | Name of Project | Cost (Rs Cr.) | Start date | Completion Date | Financial Progress (Cr.) | Physical Progress (%) | Status |
| 1 | Command Control Centre Building (Via Conv.) | 4.72 | 26/11/2016 | 22/10/2017 | 3.82 | 100 % | Project completed |
| | Electrical Work for CCC Building | 1.00 | 26/01/2018 | 30/04/2018 | 0.37(VSCDL) | 100 % | Work completed (VSCDL) |
| 2 | City Identity Centre (Via Conv.) | 1.11 | 01/06/2016 | 22/10/2017 | 0.89 | 100% | Project completed |
| 3 | Multiple Common Toilet (Via PPP) – E-Toilets | 14.00 | 25/05/2017 | 30/09/2018 | 0.28 | 2 % | Work in progress, 2 No. operational |
| 4 | Heritage Tourist Bus (Via Conv.) | 0.32 | 17/09/2017 | 16/09/2022 | 0.32 | 100% | Project completed |
| 5 | Water ATM (Via PPP) | 1.00 | 24/08/2017 | 30/08/2018 | 1.00 (PPP) | 100% | 100% ATMs mobilized – 70% Operational |
| 6 | Smart Road (Place Making and NMT Infrastructure) | 80.74 | 01/07/2018 | 16/05/2019 | - | 0% | Under tender award process |
| 7 | Road from Akota Ashoka apartment to Urmi junction to Old Padra road | 1.97 | 19/10/2017 | 30/09/2018 | 0.55 (VSCDL) | 52% | Work under progress (VSCDL) |
| 8 | Road from Dula Sheth hotel (Dadiya bazar bridge) to Mujmahuda circle | 2.28 | 19/10/2017 | 20/12/2017 | 1.34 (VSCDL) | 100% | Project completed (VSCDL) |
| 9 | Road from Dula Sheth hotel (Dandiya bazaar bridge) to Jetalpur Bridge | 1.53 | 19/10/2017 | 20/04/2018 | 1.32 (VSCDL) | 92.0% | Work under progress (VSCDL) |
| 10 | Multi Utility Duct | 122.50 | 01/09/2018 | 31/12/2019 | - | 0% | Tender Floated on 1 st June 2018 |
| 11 | Smart Hawker Zone | 6.00 | 01/05/2018 | 30/04/2019 | - | 0% | Hawker Policy under finalization |
| 12 | Rooftop Solar Project (Civil Structure + Green Area) (Via Conv.) | 25.50 | 22/06/2015 | 31/12/2018 | 11.00 | 55% | Work for Structure Completed |

VADODARA SMART CITY




| AREA BASED DEVELOPMENT PROJECTS | | | | | | | |
|---------------------------------|---|---------------|------------|-----------------|--------------------------|-----------------------|---|
| No | Name of Project | Cost (Rs Cr.) | Start date | Completion Date | Financial Progress (Cr.) | Physical Progress (%) | Status |
| 13 | Rooftop Solar Panels (Via PPP) – on structure | 6 | 01/06/2018 | 31/12/2018 | 0 | 0% | Tender received – Bid under scrutiny |
| 14 | Smart Street Lights (Via Conv.) | 16.00 | - | - | 16.00 | 72% | Work in progress |
| | Decorative lighting in ABD area | 0.5 | | | 0.035 | 15% | Work in progress (VSCDL) |
| 15 | Rain Water Harvesting | 28.20 | 01/07/2018 | 01/07/2019 | - | 0% | DPR approved – DTP for 4 DWR well to be floated in the first phase |
| 16 | Deep Water Recharging | | 01/07/2018 | 01/07/2019 | - | 0% | |
| 17 | 24x7 Water Supply | 137.00 | 15/06/2018 | 01/12/2019 | - | 0% | Tender being re-invited Revised tender under review |
| 18 | Smart Water Meters | | | | | | |
| 19 | Dustbin Free Zone | 50.40 | 01/10/2016 | 01/10/2021 | 0.00 | 80% | Vehicle frequency increased |
| 20 | Neighborhood Waste-Management | 12.00 | 01/05/2018 | 30/12/2018 | 0.00 | 0% | Offers scrutinized, CSR funds sought |
| 21 | 24x7 Health Facility | 4.00 | 01/06/2018 | 01/10/2018 | 0.00 | 25% | Night shift being added to Akota Centre |
| 22 | Vishwamitri Riverfront and Ecological system & Ecological Park (Setting up of a Crocodile park and zone for Ecological conservation) – (VIA Conv) | 508 | 01/07/2018 | 31/07/2020 | 2.30 | 0% | Project Concept under preparation Environment clearance will be taken in consultation with Ministry of Environment and Forest. |
| 23 | Vocational Training Center | 4 | 01/06/2018 | 30/05/2019 | - | 0% | Location for DPR under identification |

VADODARA SMART CITY




| AREA BASED DEVELOPMENT PROJECTS | | | | | | | |
|---------------------------------|---|---------------|------------|-----------------|--------------------------|-----------------------|--------------------------------------|
| No | Name of Project | Cost (Rs Cr.) | Start date | Completion Date | Financial Progress (Cr.) | Physical Progress (%) | Status |
| 24 | Revamping of Heritage Structures: Panigate (Via Conv.) | 0.98 | 08/06/2017 | 07/03/2018 | 0.33 | 100.0% | Work Completed |
| 25 | Revamping of Heritage Structures: Gendigate (Via Conv.) | 0.96 | 08/06/2017 | 07/12/2017 | 0.29 | 100.0% | Work Completed |
| 26 | Revamping of Heritage Structures: Mandvi gate (Via Conv.) | 1.25 | 27/09/2017 | 26/06/2018 | 0.00 | 28% | Work in progress |
| 27 | Revamping of Heritage Structures: Champaner gate (Via Conv.) | 0.97 | 27/09/2017 | 26/06/2018 | 0.00 | 17% | Work in progress |
| 28 | Jan Mahal-Multimodal Transport Hub (Via PPP) | 125.00 | 28/09/2017 | 28/09/2020 | 0.00 | 7% | Work in progress. |
| 29 | Development of City Square (Open plaza opposite railway station) | 6.00 | 01/03/2018 | 30/09/2019 | 0.00 | 5% | DPR under review |
| | (Phase-I) Development of New Compound wall at periphery of city Center, Sayajigunj. | 0.62 | 27/09/2017 | 26/05/2018 | 0.27 | 50% | Work in Progress (VSCDL) |
| 30 | Redevelopment of Sursagar Lake (Via Conv.) | 38.90 | 20/10/2017 | 12/05/2020 | 0.00 | 22% | Work in Progress |
| 31 | NMT - Bicycle Sharing | 6.00 | 01/08/2018 | 31/03/2019 | 0.00 | 0% | Tender to be re-invited (Sixth Call) |
| 32 | E-Rickshaw (Via PPP) | 4.80 | 01/02/2018 | 31/12/2018 | 0.83 | 17% | First Lot of E-Rickshaw in operation |

VADODARA SMART CITY




| AREA BASED DEVELOPMENT PROJECTS | | | | | | | |
|---------------------------------|---|---------------|------------|-----------------|--------------------------|-----------------------|---|
| No | Name of Project | Cost (Rs Cr.) | Start date | Completion Date | Financial Progress (Cr.) | Physical Progress (%) | Status |
| 33 | Bus Service Route for Children (Via PPP) | 1.00 | 01/10/2017 | 30/09/2022 | 0.01 | 50% | Operations by Bus Operator (PPP) |
| 34 | STP Upgradation | 26.00 | 01/06/2018 | 01/07/2019 | 0.00 | 0% | Tender floated by 9 th June 2018 |
| 35 | Smart Electric Meter (Via Conv.) | 36.00 | - | - | 0.00 | 0% | Under implementation by MGVCL |
| 36 | Slum Free Area- Ekta Nagar (Via PPP) | 126.15 | 01/04/2018 | 01/04/2020 | 0.00 | 0% | Under Legal process |
| 37 | Slum Free Area- Sahakar Nagar (Via PPP) | 173.25 | 01/04/2018 | 01/04/2020 | 0.00 | 0% | Land Clearance pending |
| 38 | Slum Free Area- Odd Nagar (Via PPP) | 9.17 | 05/05/2017 | 09/05/2018 | 5.50 | 65% | Work in progress |
| 39 | Slum Free Area- Sanjay Nagar, Warasiya (Via PPP) | 231.07 | 01/04/2018 | 01/04/2020 | 0.00 | 0% | Land Clearance pending |
| 40 | Slum Free Area- Manjalpur Bajaniyawas (Via PPP) | 24.76 | 06/04/2015 | 15/05/2017 | 24.76 | 100% | Work Completed |
| 41 | Slum Free Area- Sayajigunj Jamwadi (Via PPP) | 27.21 | 27/5/2015 | 30/7/2018 | 19.20 | 70.0% | Work in progress |
| 42 | Slum Free Area- Danteswar Sainath Nagar (Via PPP) | 10.02 | 01/05/2017 | 30/05/2018 | 10.02 | 100% | Work in progress |
| 43 | Slum Free Area- Sama Sanjaynagar (Via PPP) | 71.87 | 18/01/2016 | 30/6/2017 | 71.87 | 100% | Work Completed |

VADODARA SMART CITY



| AREA BASED DEVELOPMENT PROJECTS | | | | | | | |
|---------------------------------|--|----------------|------------|-----------------|--------------------------|-----------------------|---------------------------------------|
| No | Name of Project | Cost (Rs Cr.) | Start date | Completion Date | Financial Progress (Cr.) | Physical Progress (%) | Status |
| 44 | Slum Free Area- Gotri (Via PPP) | 46.76 | 01/04/2018 | 01/04/2020 | 0.00 | 0% | Scheme under revision |
| 45 | Shastri Road Over-Bridge (Via Conv.) | 30.12 | 23/06/2014 | 30/04/2018 | 17.86 | 100% | Work completed |
| 46 | Kalaghoda River bridge widening (Via Conv.) | 11.62 | 16/10/2017 | 15/04/2019 | 0.00 | 1% | Work Started |
| 47 | Genda Circle Fly-Over Bridge (Via Conv.) | 222.18 | 18/10/2017 | 17/10/2020 | 0.00 | 9% | Work Started |
| 48 | RCC Storm water Cover at Lakdipool, Dandiya Bazar Road | 3.41 | 12/01/2018 | 31/10/2018 | 0.00 | 5% | Work Started |
| 49 | Digital Library | 2.20 | 1/8/2018 | 28/2/2019 | - | - | DPR under preparation |
| 50 | Smart Night Classes / E-Learning | 2.40 | 1/8/2018 | 28/2/2019 | - | - | Consultation with schools in process. |
| Total ABD Projects | | 2269.44 | | | | | |
| Total PAN + ABD | | 2817.37 | | | | | |

VADODARA SMART CITY



Disbursement of Fund

Details:

•Funds: GOI released – **107 Cr**, GoG released– **53.50 Cr**, ULB released – **53.50 Cr** , Total Grant Received: **214 Cr**

Actual Expenditure

| No. | Sector | Estimated cost (Cr.) | Actual Expenditure (Cr.) | | Remarks |
|--------------|-------------------------------------|----------------------|--------------------------|--------------|--|
| 1 | PPP Mode | 1070.83 | 186.45 | | Estimated cost also includes estimated PPP investments, work order cost, tender cost, DPR cost or SCP cost as applicable to different projects |
| 2 | Convergence | 926.54 | 62.81 | | |
| 3 | Actual Project | 820.00 | 47.69 | 53.84 | |
| | Administrative & Operative Expenses | -- | 6.15 | | |
| Total | | 2817.37 | 304.30 | | |

Note: Project cost is revised due to SCP cost converted to DPR cost or actual Tender Award cost